


S-CAROUSAL (Soft Close)

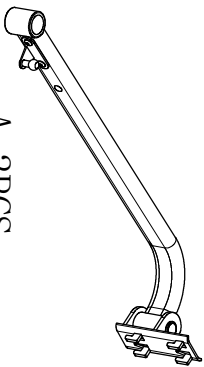


SIZE (WxDxH)	DESCRIPTION
42x20x22 inch (Left)	Soft Open & Close, Bearing Running
42x20x22 inch (Right)	Soft Open & Close, Bearing Running

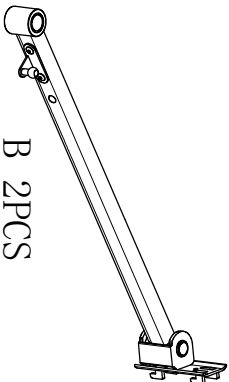
- Easy to use: Easy to access the kinds of stuff inside, the pull-out design of each tray swings independently, making it easier for you to place or take out items.
- Adjustable tray height: The tray height can be adjusted to store a variety of kitchen utensils, cooking ingredients, pots, pans & storage containers, suitable for different user requirements.
- Elegant Design: Butterfly wing shape design, with beautiful corner lines and guardrails, plays a very good role in fixing and protection.
- Mechanism:- Mild Steel, Basket:- Mild Steel
- Cabinet Width required 42 inch, Length required - 20 Inch , Height required-22 Inch
- Color: Drak Grey, Very Stable.
- High Railing to better hold goods in each shelf

Installation instruction based on
the sample of left opening

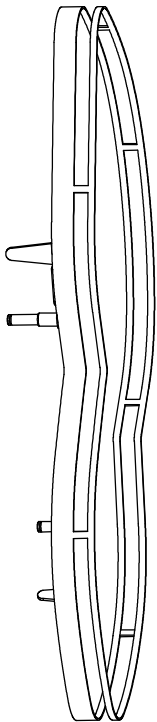
Parts Left
01




A 2PCS



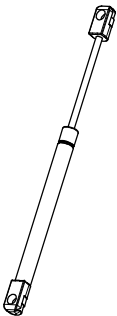
B 2PCS



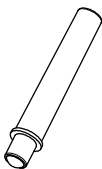
C 2PCS



D 2PCS



E 2PCS



F 4PCS



G 10PCS

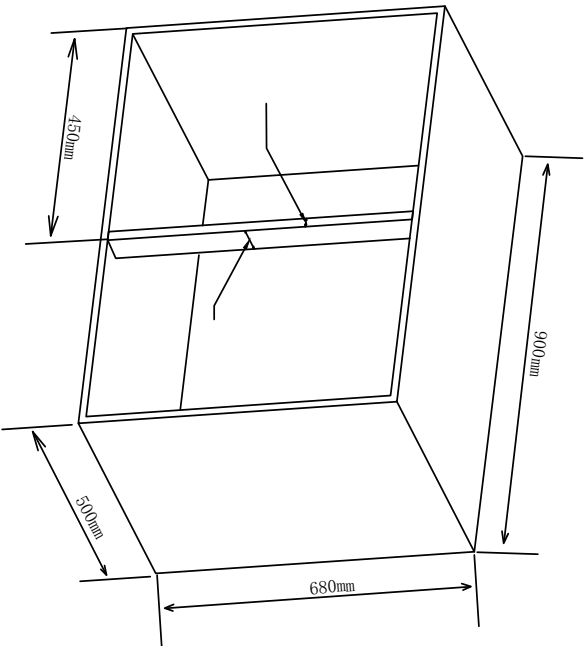


H 4PCS



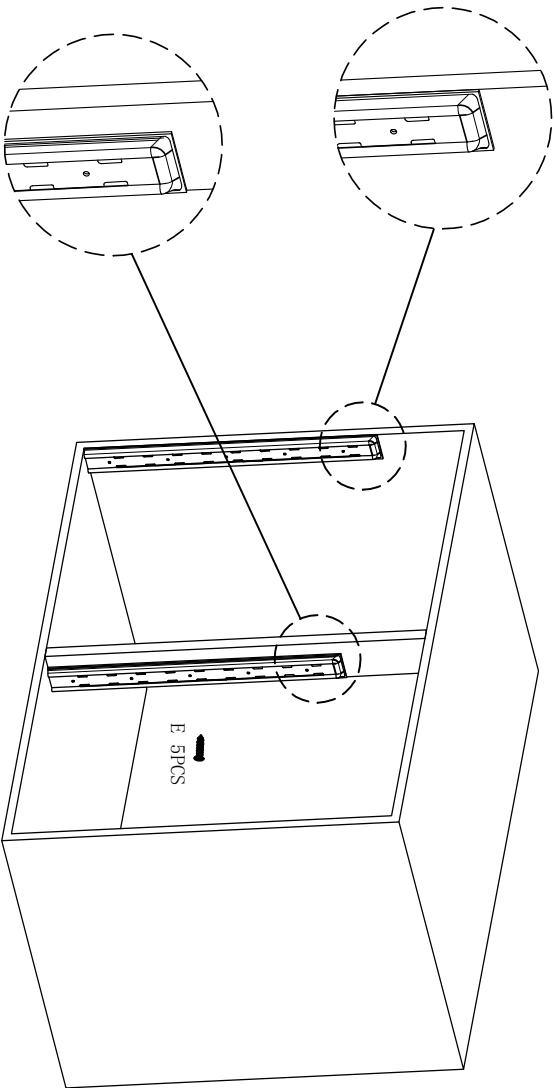
J 4PCS

1. Check the minimum cabinet size
requirements according to pic(1).



pic(1)

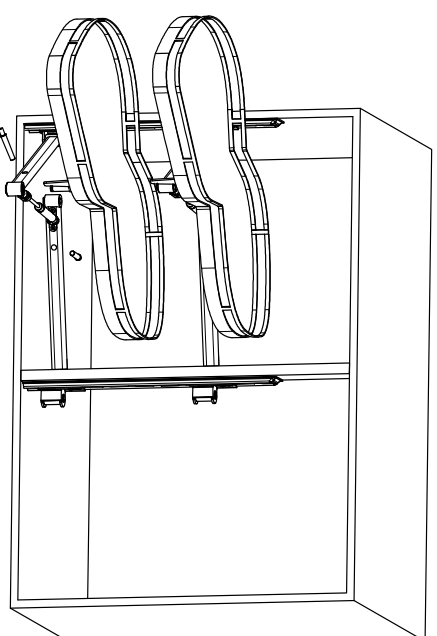
2. Align part D with the edge of the cabinet and the
edge of inner side of the plate according to pic(2),
fix it with screw G, keep it is vertical.



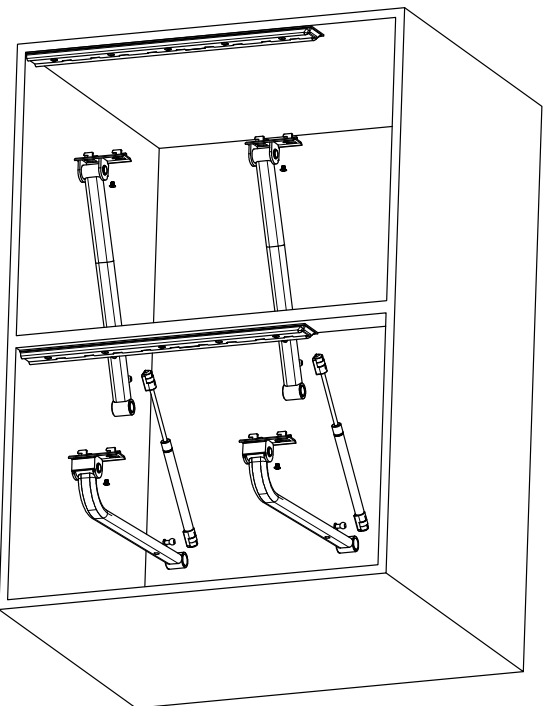
pic(2)

Installation instruction based on the sample of left opening

4. Pull out the arm from the cabinet according to pic(4), fix part C and F properly , be aware of the the direction of part F.



3. Fix part E after use screw J to fix the arm A and B horizontal according to pic(3).



5. Install part H according to pic(5), installation finish.

